



TIKO TAILS

Spring 2023 Issue





TIKO TAILS

The official quarterly newsletter of the Thousand Island Kennel & Obedience Club

TIKO Board of Directors

President
Ginny Kerr

Vice-President
Sarah Duff

Secretary
Barb Robinson

Treasurer
Darlene Helliker

Past President
Marnie Layng

DIRECTORS

Sarah Duff

Michelle Greely

Penny Murton

Karen Nesbitt

In this Issue

President's Message	Pg 04
Oh, No! Not the Vet!	Pg 05
TIKO Funny Bone	Pg 11
So you want to buy a puppy...	Pg 12
Our Foundations	Pg 13
Gestimate & Estrumate	Pg 16
The Evolution Continues	Pg 19
TIKO Social Page	Pg 25

TIKO TAILS Team

Team Position	Team Member
Editor	Marnie Layng Mardeck Graphic Design info@mardeckgraphicdesign.com
Content Manager	TBD
Copy Editing	Penny Murton Ginny Kerr Karen Nesbitt
Website Editor	Marnie Layng Mardeck Graphic Design

Please do not copy, or republish any of the content of this newsletter without written permission of the TIKO TAILS editor.

"The advertising and opinions expressed in this publication are those of the authors and not necessarily those of the TIKO Club, or the editor of this publication".

TIKO TAILS ADVERTISING

AD SIZE	PER ISSUE	PICTURES	GRAPHIC DESIGN
FULL PAGE	\$40.00	Four	Included
HALF PAGE	\$20.00	Two	Included
QUARTER PAGE	\$15.00	One	Included
MULTIPLE FULL PAGES (2 OR MORE)	\$30 Per page	As above per ad size	Included
Commercial Ads (non-member) Contact TT Editor info@mardeckgraphicdesign.com	To be quoted	As above per ad size	Included

TIKO TAILS not only is distributed to the membership, but in addition is posted on the TIKO Website for all visitors to view.

And each advertisement is displayed in a separate, easy to find "Advertising" section for public viewing.

Plus, TIKO TAILS is sent to Canadian Judges, adding value to your advertising investment.

TIKO Show Committee Update

Plans are well underway for the 2023 shows! We will be back at the Elizabethtown Fairgrounds again this year, after a big success there last year. We have our judging panel in place now and will be offering 2 Limited Breed shows (dogs in Group V as well as Pointing Breed Field Dogs) in addition to our 3 all breed shows.

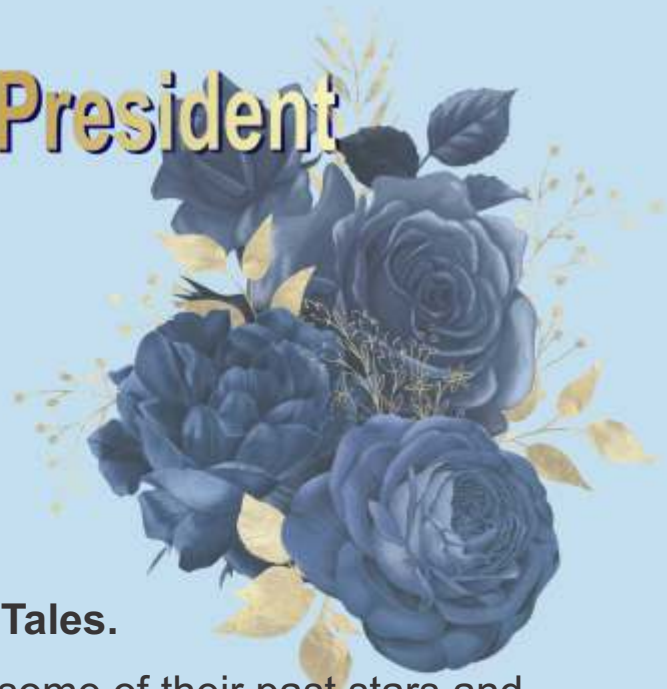
We are hoping to showcase Owner Handlers this year and have some great ideas around that. There is still so much to do, and we really need help to pull it all together. If you'd like to volunteer, please reach out to Show Chair Karen Nesbitt at knesbitt@kos.net. If everyone can do just a little bit, it all adds up to a better show for all of us!

Looking forward to seeing everyone in August, here's to another great TIKO show!

Karen Nesbitt
Show Chair

Message from TIKO's President

Ginny Kerr



Welcome to the Spring edition of the TIKO Tales.

This month we invited members to showcase some of their past stars and future hopefuls – check in on where we come from and where we are going.

The dog fancy in general has come out of the pandemic strong and active – a nod to the people who will let absolutely nothing – rain, snow, wind, hail or public closures stand in their way of taking their dogs out and proving just how great they are. TIKO members are getting ready for the show season, the whelping box and just getting outside with their favourite companion dogs.

Our TIKO Shows and Trials in August are shaping up to be fun and exciting again this year as we return once again to the show site where we began – the fairgrounds at Elizabethtown-Kitley (now known as Rows Corners Fairgrounds). Watch the TIKO website and Canuck dogs for updates about some of the activities we have planned.

Thank you to the contributors and to Marnie Layng for organizing our TIKO TAILS newsletter. We hope that you enjoy this edition.

Ginny



“Oh no! Not the Vet!”

By: Dr. Rea Marcelissen

“Oh no! Not the Vet!”

Go Fear Free™ and your Schipperke puppy won't dread those trips to the Vet!

In the past has your Schip dreaded the annual trips to the vet? Well thankfully those days are over! Veterinary clinics around the world are embracing a new mantra when it comes to Veterinary care, it is called Fear Free™. Veterinarians, Registered Veterinary Technicians, Veterinary Assistants, Groomers and Trainers are becoming certified in these low stress handling techniques. Veterinary clinics can even become accredited Fear Free™ practices.

The philosophy behind it is one of providing the lowest stress environment and experience to dogs and cats when they come to the vet clinic. Everything from how the clinic smells, texture of surfaces, how animals are handled, positive reinforcement being offered and minimizing unnecessary handling. This helps the dog to associate the clinic with a positive experience. A key part to the success of making dogs less stressed at the vets is to bring the puppies in often for “social” visits when they are young. In these visits they just get pet and fed treats. Some clinics may even host puppy socialization classes in their facilities. Doing these things can help your Schip puppy to associate the Vet clinic with fun and food. This makes future trips to the Vet far less stressful for everyone, and reduce the display of fearful behaviours in our Schips.

In the past dogs who showed aggression in the clinic, grooming salon or training facility were labelled as “bad” or “untrained” dogs. This is changing. We now recognize that dogs and other species have a scale of Fear, Anxiety and Stress (FAS). Individuals trained with the Fear Free™ methodology learn to recognize the signs of elevated FAS and give it a numerical rating of 1-5 (see scale attached below). Then the scale indicates whether the individual should continue working with the animal (green), pause and consider whether, or not they really need things done (yellow) and to stop what they are doing (red). An example of this is people often bring their dogs to the vet to have their nails done, if your Schip was brought to the vet and while having the nails done, they began to show the signs of FAS level 3 or above it may be suggested that the nail trimming stop and try another day. They may even suggest some positive training techniques you can try at home to help desensitize your Schip pup to nail trimming. For older dogs that have elevated FAS when they come to the clinic, a short-term anti-anxiety medication may be recommended to use while the team works to desensitize the dog using positive reinforcement to handling. There are many options and strategies for which your Veterinarian can consult with you further, Every dog is an individual their emotional needs when they come to the clinic will need to be considered.

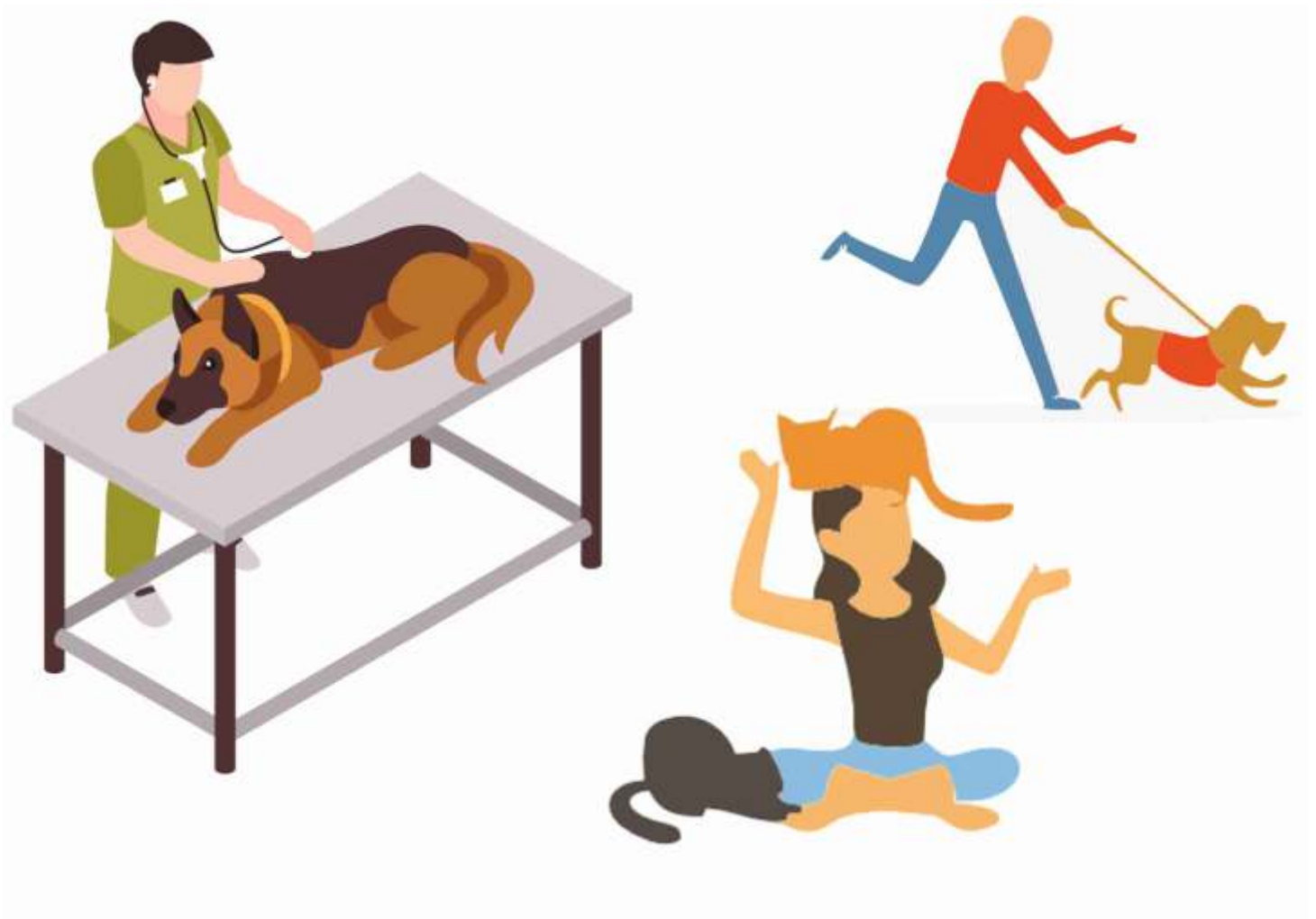
Some of the other features you may find in a Fear Free™ practice include:

- Nonslip floors especially in examination rooms
- Anti-anxiety dog appeasing pheromone diffusion (pheromones are hormones they can smell)
- Interactive toys such as stuffed kongs and lick matts to distract wiggly puppies
- No traditional muzzles, only basket muzzles that they can eat and drink through
- No punishment, only using positive reinforcement with treats to reward desired behaviours
- Your Schip may be examined on the floor, on your lap, or on the bench beside you if they are uncomfortable on the table

“Oh no! Not the Vet!”

- They will be approached from the side with no direct eye contact, and you will notice they keep constant and gentle hand pressure on your Schip working from the chest to the abdomen and leaving the head/ rear/ legs and feet for last (they are the ticklish spots!)
 - Any sore spots will be examined / touched last
 - Rectal temperatures will only be done when they are ill, they will be replaced with ear temperatures

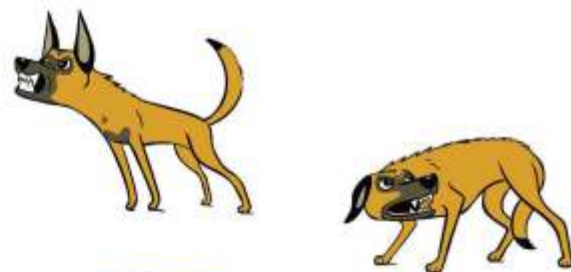
There are many more differences you will see in a clinic that utilizes Fear Free™ methodology. I encourage you to go to the website (FearFreePets.org) where you can learn more about it, look up certified practices and find lots of excellent resources on training and behaviour. If you can't find a practice near you call or email your clinic and ask if they have certified staff members at the clinic. That way you can ensure your new Schip puppy is getting the most positive start and can develop a lifelong positive relationship with their Veterinarian.



THE SPECTRUM OF FEAR, ANXIETY & STRESS

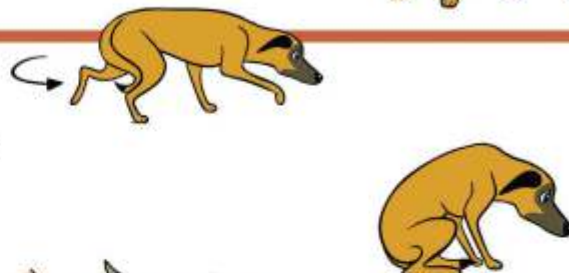
RED: SEVERE SIGNS - FIGHT/AGGRESSION (FAS 5)

- Offensive aggression: lunging forward, ears forward, tail up, hair may be up on the shoulders, rump, and tail, showing only the front teeth, lip pucker - lips pulled forward, tongue tight and thin, pupils possibly dilated or constricted.
- Defensive aggression: hair may be up on the back and rump, dilated pupils, direct eye contact, showing all teeth including molars, body crouched and retreating, tail tucked, ears back.



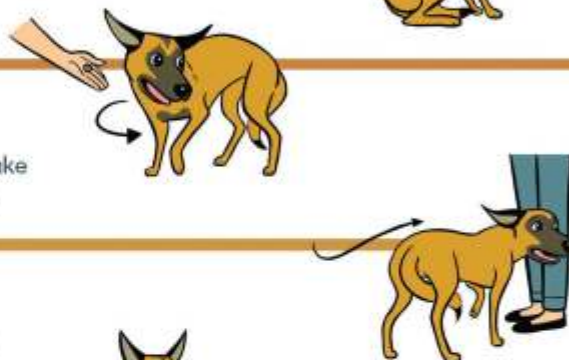
RED: SEVERE SIGNS - FLIGHT/FREEZE/FRET (FAS 4)

- Flight: ears back, tail tucked, actively trying to escape - slinking away or running, mouth closed or excessive panting - tongue tight instead of loose out of mouth, showing whites of eyes, brow furrowed, pupils dilated.
- Freeze/Fret: tonic immobility, pupils dilated, increased respiratory rate, trembling, tense closed mouth, ears back, tail tucked, body hunched.



YELLOW: MODERATE SIGNS (FAS 3)

- Similar to FAS 2 but turning head away, may refuse treats for brief moments or take treats roughly, may be hesitant to interact but not completely avoiding interaction.



YELLOW: MODERATE SIGNS (FAS 2)

- Ears slightly back or to the side, tail down but not necessarily completely tucked, furrowed brow, slow movements or unable to settle, fidgeting, attention seeking to owner, panting with a tighter mouth, moderate pupil dilation.



GREEN: MILD/SUBTLE SIGNS (FAS 1)

- Lip licking, avoids eye contact, turns head away without moving away, lifts paw, partially dilated pupils, slight panting but commissures of lips are relaxed.



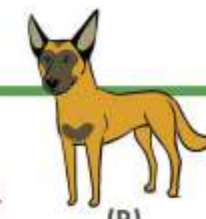
GREEN: ALERT/EXCITED/ANXIOUS? (FAS 0-1)

- Tail up higher, looking directly, mouth closed, eyes more intense, more pupil dilation, brow tense, hair may be just slightly up on the back and tail, may be expectant and excited or highly aroused.



GREEN: PERKED/INTERESTED/ANXIOUS? (FAS 0-1)

- Looking directly but not intensely, tail up slightly, mouth open slightly but loose lips, ears perked forward, slight pupil dilation.

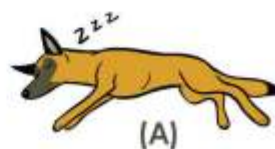


GREEN: RELAXED (FAS 0)

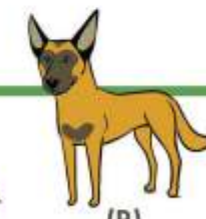
A: Sleeping.

B: Neutral - ears in neutral position, not perked forward, brow soft, eyes soft, mouth closed but lips relaxed, body loose, tail carriage neutral, pupils normal dilation.

C: Friendly greeting - slow back and forth tail and butt wag, ears just slightly back, relaxed brow and eyes, may have mouth slightly open with relaxed lips and loose tongue.



(A)



(B)



(C)

Honouring some of the past performance dogs of Ginlor

Who's going to fill their shoes...



Sparky	Wenlex Spartan, CD	Wire Fox
Precious	Ch Buccaneers Precious Periwinkle CD	Smooth Fox Terrier
Misty	Nationview Star Step'R CDX, TT	Rough Collie
Flint	Kingmars Highwayman CD, CGC (High in Trial Winner)	Belgian Tervuren
Chilli	Kiefernfels Chili v Hellwigg RN	German Shepherd
McTavish	Ruffnecks McTavish PCD, RN, CGN, Caro Novice MCL	Rough Collie
Tess	Hellwiggs Sister Act PCD, RN, HIC, TT, CGN	German Shepherd
Ted	Ginlors Teddy Boy – CD, RE, CGN, Caro Novice MCL	Parson Russell Terrier

Watch for these promising young dogs in the Conformation and Performance Rings Summer of 2023

George	Ch Taiaut Ginlor's Thoroughly Good CD, RA, CGN, ITD	Smooth Collie
Willie	Tickitbou's the Highwayman RN, CGN	Brussels Griffon
Ceilidh	Brookdale Come Dancing At Ginlor (CKC Pointed)	Rough Collie
Penny	Navyn's Gossip Girl (CKC pointed)	Brussels Griffon
Cassie	Navyn'n Ginlor Cast A Spell	Brussels Griffon
Joyce	Stranger Worlds of Lore	Silky Terrier



Ginny & Lorne Kerr - Ginlor
ginnykerr51@gmail.com

Watch out for the unforgettable Silky Terrier

Joyce coming soon to a ring near you!



Stranger Worlds of Lore

(Am/Can Ch Lamplighter Bendill Bob Tail-Not x Souvenir du Domaine des Mandets)


Owners: Lorne & Ginny Kerr, Dee Jones
ginnykerr51@gmail.com

mg2

Introducing our Brussels Griffon

Navyn'N Ginlor Cast A Spell

Cassie



Owners: Lorne & Ginny Kerr
ginnykerr51@gmail.com

mgd

TIKO FUNNY BONE



What do dogs eat for breakfast? Pooched eggs



What kind of dog chases anything red? A Bulldog

How are dogs like phones?



Both have collar Ids



How do dog catchers get paid?
By the pound



What is a dog's favorite city? New Yorkie



Why do dogs love conjunctions?
They just love butts

Which leads us to this month's finale!



What do you do if your dog chews a dictionary? Take the words out of his mouth!!!!!!

So you want to buy a puppy.... by *Karen Nesbitt*

From time to time, many breeders will seek to enhance their breed lines with foreign stock. They may be working with a critically small gene pool and need to reach out to other breeders to maintain the health and integrity of their breed. They may want to purchase a stud dog. They may want to purchase a prospective show dog to have some fun with. In the past, this meant a quick trip to another country to pick up a puppy, or possibly just meeting the youngster at airport international cargo. Canada's import rules were straightforward; a vet check within a day or two of travel, and if the puppy was under 4 months old, no rabies vaccine was required. You were met at the airport of your choice by a Canada Food Inspection Agency (CFIA) veterinarian for your paperwork to be inspected and a quick check that the puppy appeared healthy.

Then along came the big business of commercial "rescue" where large volumes of dogs were brought into Canada from foreign countries and sold onwards to people who thought they were doing the right thing by not buying a puppy from a reputable breeder. Of course, these dogs brought all of their baggage with them, including diseases not previously seen in Canada.

In order to try to control exactly what was coming onto Canadian soil, the government decided to step in and tighten the rules. On May 15, 2021, CFIA brought into effect new guidelines for commercial imports. And while we can all agree that there is a huge difference between importing a single puppy as a breeder, and the mass importation of street dogs collected from multiple countries, according to the new rules, both are considered commercial imports and both require a permit.

One key point to take note of, is that the rules only apply to dogs under the age of 8 months. If you want to import a dog older than 8 months, it's still not that difficult to do that. Magically, the plane loads of "rescue" dogs that are still arriving here on a regular basis, are now all over the age of 8 months, and the sale of this livestock continues pretty much as it did before.

So, what's been accomplished here? The rescues are still making money and bringing dogs with multiple health and temperament issues into the country. But the preservation breeders, like you and me, have been hamstrung in the process. It is tempting to bring the puppy in as a "pet" and skip the import permit, but if border services determines that this is a commercial import because you are a breeder, and you do not have a permit, the legal ramifications are terrifying. Please do not ever consider doing this.

It is possible to acquire a puppy with a commercial import permit, but the red tape is astonishing. Once you have applied for your import permit, which includes proof of how you're going quarantine the puppy when it gets here, should that be necessary, then you have to ask the exporting breeder to submit to an inspection of their facility by the appropriate regulatory body. The puppy has to be examined by a government certified veterinarian and declared healthy. All of this has to happen within a very, very short window of time, or everything expires.

If the foreign breeder of the puppy is willing to keep the puppy until it is over 8 months old, the commercial import permit is much easier to obtain. There are, however, rumours afoot that this may be changing as well.

So, if you do indeed want to buy a puppy from another country, please do your homework! I wish you all the best as we continue to do the important work for preserving our beloved breeds.

Our Foundations

Karen Nesbitt

This is my foundation bitch, **CAN AM CH Sherwood's Red White Liberty, aka Libby.**




Back before I even knew I wanted to be a border terrier breeder, this wonderful dog came into my life and convinced me. Part of her purchase price was a puppy back to her breeder. To me, that meant I needed to show her to her title, and the rest is history!

Libby was a good show dog, a competent mother, a fabulous “puppy tutor” and the most relentless of ball players! She taught me more than I can say, about dogs, about breeding, about commitment and about myself.

She's long since crossed the bridge, but occupies a warm place in my heart.

Marnie Layng

When I moved to Brockville from Toronto in 1969 and first joined TIKO, I had Shelties and Collies. Although I only had a few litters between 1965 and 1976, I learned a great deal about the Dog World and how important it was for new enthusiasts to have a good mentor.



I was fortunate in the late 60's to become friends with well known breeder / judge Ariel Sleeth (Soveriegn Shelties & Collies).

She took me under her wing and really opened my eyes to all the potential joys and pitfalls of the purebred dog world. The lessons learned and experience I gained became the foundation for planning my future breeding programs.

Our Foundations

In 1978 with the help of long time friend Carol Gold (Raggmopp Beardies), I got into Bearded Collies, acquiring a six month old that would become Am Can CH Trillium Raggmop Resume', CD. I truly enjoyed participating in many types of activities with this breed including Pet Therapy until an accident in 1993 left me with a traumatized back. I had no choice but to downsize to a smaller breed with fewer grooming requirements, but no less energy. To this day, I still miss my Beardies.



In 1982 when my daughter Marta was ten years old she informed me that she had fallen in love with another breed. And of course, we just had to get one for her.



We acquired Sailor's Melody O'Camplaren, CD for her to show in conformation and obedience. Later she would become my Schipperke foundation bitch.

I had thought this breed was just for my daughter, but Melody became a constant companion to me as well. Especially once teenage years took Marta's focus away from dogs. And so I had two breeds to show and reproduce.



During the same time I was very busy managing an Animal Assisted Therapy program as part of my hospital work, which meant my kennel had to always produce physically and mentally sound dogs to work as my co-therapists. Although I realized that this was always a key focus of my breeding programs in order to ensure great pets and quality show dogs, while working with my dogs in some times volatile situations, I became more aware that it was even more important when creating service / therapy dogs.



All of my dogs worked with me everyday, but Melody proved to be an excellent therapy dog. She also really knew how to work a room and during many seminars I presented on the Human Animal Bond and AAT she facilitated laughter with her antics and kept the audiences awake for me. Although she never finished her championship, Melody did produce my first Specialty winner Rookie, BISS AM CAN CH Mardeck's the Rookie Diplomat, CD. and several other champions as well.

I'm proud that Mardeck has produced many wonderful Schipperkes over the last 40 years and still truly enjoy watching the next generations strut their stuff as the foundation for other breeders.

Our Foundations

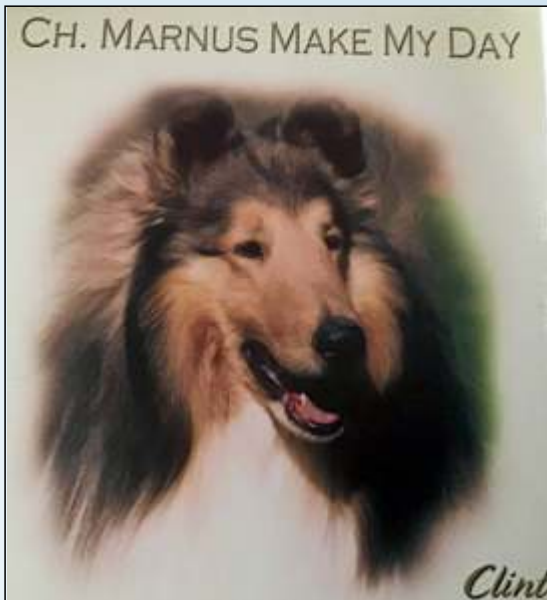
Barb Robinson - Chippendale

I've been in love with Collies since my childhood and when I was able to get a job in Stratford that did not require a daily commute, I bought a Collie as a companion from a local kennel in 1990. Megan was a Pebblebrook collie, pretty with a sweet temperament.

In 1996, Marion Liebsch of Pebblebrook fame, sold me a puppy bitch called Julia. We learned a great deal together. We took handling lessons, managed to earn a conformation Championship quite quickly. Unfortunately Julia was never able to produce puppies and so she was retired to the couch.

Marion replaced Julia with Grace who was Julia's niece. Grace was a beautiful bitch and a great mom. She produced a wonderful litter from Am Ch Marnus Make My Day in 2004.

It has been an exciting "rollercoaster ride" ever since.



Grace

Gestimate and Estrumate

Originally published in *SchipTales International Magazine*, February 15, 2023 Issue
Written by Charlene Gunville



After raising and showing schipperkes for many years I had the loss of a very special dog and "thought" I retired.

With the passing of time and love of the breed, I eventually found myself back at it. I had purchased a female puppy from Canada in 2019. She was sired by the #1 schipperke in Canada for 2017 and 2018.

Her 1st breeding was to my own boy. Unrelated to her and also very clean Embark, wonderful health testing and clear for MPSIIIB. After what I felt was a successful breeding produced no puppies, I was very disappointed, but hey, these things happen! When she came into season again, I again bred her to my boy. This time it was as if he was never that "interested" in her. I didn't have high hopes and, yes, the results were the same. I didn't think it was his fault as he had already produced a litter.

The next time she came in season I again bred her. This time to a different male who had produced multiple litters. This boy, also, just seemed to not be totally enthusiastic about breeding her but he did what was requested. Once again no puppies. This had been 3 breedings with two different males! Both had produced puppies before and one had after! I was heartbroken at the thought that my little girl may be infertile.

As luck would have it, I was discussing this with a friend who happened to have had the same problem with one of her girls. She now, however has been able to have puppies!

She told me she had started giving her a supplement called Estrumate by Dog Zymes a couple months before breeding and then one called Gestamate after breeding, also by Dog Zymes. Both can be purchased on line from Nature's Farmacy. Both are very reasonable at \$19.95 for an 8 ounce container of which I used very little. A daily dose was only ¼ teaspoon per day which I simply sprinkled on her food. She ate it with no problem.



The next time she came in season I again bred her to my boy. This time he seemed to be more interested. As time passed, OMG! My girl was getting broad across the back and developing a belly! SHE WAS PREGNANT! She was almost 4 years old. I had actually pretty much given up all hope of her ever getting pregnant! Especially without the help of a reproductive vet and a whole lot of money!

Estamate & Gestamate



Late in the night on January 31, my girl presented me with two beautiful girls and a beautiful little boy! All very healthy!

I am convinced that these babies would definitely not be here if it was not for the help of these two wonderful products! Will I use them again? Oh yes! With each and every girl I plan to breed!

*Charlene Gunville
Mystik Schipperkes*



Charlene Gunville's Three New Babies

The Evolution Continues - Concept Games Based Training

by Lynda Smith

“You need to make it fun for your dog”.

I dreaded this phrase in training class as a) I am not a particularly fun person and b) it never came with concrete examples.

Training our dogs be it for competition – obedience, rally etc. or just good manners around the house seemed to require repetition, which is something Schipperkes do not enjoy.

We have all moved past the force/intimidator style of training to positive reinforcement. A huge improvement, however, the challenge is the Praiser trainer is constantly telling the dog what to do and the dog is not taught to think for themselves with the result that when the dog is outside of the training environment things can fall apart - remember saying...” but he does it at home...”

The next evolution is Concept Games-Based training. Teaching concepts such as impulse control, management of arousal, focus, optimism, calmness, and boundaries as opposed to behaviors, teaches the dog to think, to make good choices and encourages them to want to work with you. Think of the “Its your choice” game that many of us use to teach “leave it” on a grand scale.

CONCEPTS

There are so many concepts you can train, here are some of the key concepts:

CALMNESS

- Creates a default state of calmness
- Calm dogs make great choices!
- Helps your dog to become calm after excitement
- Calmness is KING!

INDEPENDENCE

- Helps your dog to be happy and calm in their own company
- Means they can be left alone
- Great for any working, assistance support or competitive sport dog

FLEXIBILITY

- Creates confidence when the routine or environment changes
- Helps your dog 'go with the flow'

GRIT

- Builds real determination and staying power
- Will work that little bit harder and never give up

CONFIDENCE AND OPTIMISM

- Sees Novelty as something normal
- Approaches everything with a happy life attitude
- Overall makes great choices

“
Making you the most exciting
& cool thing to be around
everywhere!
”



PROXIMITY

- Creates a dog who chooses to stay close to us
- Your dog to chooses to come back to you
- Regularly checks back in with you
- Making you the most exciting & cool thing to be around everywhere

FOCUS

- The ability to be able to listen to you even in a distracting environment!
- Develops a dog who can stay on task...stick with the job at hand

SELF CONTROL

- Can offer self-control around exciting things!
- Can listen, think and respond to you in the face of exciting distractions
- Your dog will understand the concept of 'looking for permission' to do something they love

The Evolution Continues

Absolute Dogs founders Tom Mitchell and Lauren Langman created the multi-platform Concept Games-Based training. Tom is a veterinarian, behaviorist, dog trainer and author who brings science to the program. Lauren is a dog trainer, author and world level competitor who owns and runs a dog training centre in Devon UK. Thanks to the internet, we can access their many free e-books, podcasts, YouTube videos and seminars.

3-minute games are used to teach dogs concepts that ultimately lead to a learned behaviour and/or a resolution of an issue. Everyone can find 3 minutes to have fun and to play with their dog. Whether you are watching TV, waiting for the kettle to boil or the microwave to ding.

Ditching the Bowl is a key element of the program as Absolute Dogs says we start each day with a pot of value and thus the opportunity to strengthen our connection with our dog – using their daily food allotment for training also helps keep Fido from getting too pudgy. Earning food from the hand promotes Orientation to us and Proximity. For kibble feeders check-out <https://absolutedogs.me/whatbowl> and for raw feeders <https://absolutedogs.me/raw>

Let's look at an example that made a believer out of me as it worked on Quest who had mastered the talk-to-the-paw at an early age.

STRUGGLE

Murphy pulls on lead and sometimes doesn't come back when called

Concepts that need enhancing:	Proximity and Focus
Game to play:	Magic Hand

HOW TO PLAY:

STEP 1: Without your dog have a handful of food in an upturned hand, maybe 5-10 pieces maximum, and drop it from your hand to the floor through your fingers with you taking control! Make sure you decide when each piece should fall and at what pace. Adjust the height to make sure that you are super comfortable without your dog!

TOP TIP: *If you can do it well without a dog then try it on the other side. Most handlers are better doing it on one side than the other! It is important you can be versatile and do this exercise on both sides!*



The Evolution Continues

STEP 2: Have your dog on lead at your side. Use your 7-10 pieces of food and go to the same position that you have already practiced! Have your dog stand roughly under your hand and let food fall from the sky as your dog starts to work out what is going on! Don't worry your dog probably won't try to catch them just yet. Don't rush as your dog will need time to adjust to figure out where they are coming from!

TOP TIP: *There is no hurry at this stage. Try to wait for your dog to lift his head to re start the game. At that point let the food drop. Don't adjust the food for your dog, let your dog adjust to where the food is!*

STEP 3: Your dog is now starting to try and catch we hope - try to wait for the FOCUS up and as they do release the food from the sky. Your dog will get better and better at the focus up as you time it cleverly with the food falling from the sky! It's the best way to reward spontaneously and your dog will never know when it's coming as the hand is upturned so doesn't really give any clues!

STEP 4: As your dog is getting better and better at the game and at catching you can start to make minor adjustments with your body to help them to work out where to place themselves for future focus games on the move! Subtle and soft movements only please, nothing too big and dramatic, think more like weight shift style than big steps, keep it soft and adjust only very very slightly!

TOP TIP: *Don't try to move too far or too much before you have the subtle adjustments. These subtle adjustments are the foundation steps for success and they are FUNDamental!*

STEP 5: Take this show on the road. Try this in one new place per day, just static at first, don't add movement, static only! Try this in a good few places and then gradually start to add more and more steps in as you feel it's going well!

“

Don't adjust the food for your dog, let your dog adjust to where the food is!

”



The Evolution Continues

Watch it in this video to see how it looks.

<https://www.facebook.com/absolutedogs/videos/magic-hand-one-of-the-best-focus-games-for-you-and-your-dog-in-any-environment-/1830510640365756/>

Origins of Success is the theme of this issue of SchipTales. We think about Origins starting with puppies and training should start in the home of the breeder. We then bring our puppies home and follow the course and or school that is available to us. Dog training is always evolving and hence no matter what your dogs age, be open to new approaches. I started using the Absolute Dogs approach with Quest when he was 4.

If you are interested in learning more about Games Based Training and its concepts have a look at Absolute Dogs free ebook 10 Foundation Games <https://game.absolute-dogs.com/10-foundation-games46884954>

Absolute Dogs has a YouTube channel <https://www.youtube.com/watch?v=mmPLgzc2ISg> you can visit and see videos about a wide variety of topics from lead pulling, reactivity, barking and much more.

For those that enjoy podcasts, Tom and Lauren weekly host Sexier than a Squirrel available wherever you access your podcasts or on YouTube <https://www.youtube.com/watch?v=8BFSMMgMO9k>

Tom and Lauren – Absolute Dogs – are positivity+. I have found their material accessible, easy to follow. Adding games to our training has by its nature “games” made training more fun for both of us and resulted in more of our objectives being achieved.

Our mantra has evolved from “Train as you train, train as you trial” stiff and formal to “Train for the situation – not in the situation” resulting in real life success not limited to the class or trial ring.

Many thanks to Absolute Dogs for their permission and encouragement to share their resources.



[www.Absolute -dogs.com](http://www.Absolute-dogs.com)



Celebrating Dessa

**BISS AM GCHS, OH MBIS MRBIS
CAN GCH Mardeck's Iridessa**

Dessa has always shown her heart out and she did not let us down in 2022. Capping the year off in November winning the Southern Michigan Schipperke Club Regional Specialty and a regular Group First as well as an Owner Handled Group First.

Dessa was the #4 All-Breed, #5 Breed and #3 Schipperke Owner Handled in the USA for 2022.

She is off to a good start in 2023 and can't wait to see what the rest of the year has in store for her.

Watch for Dessa, she will be the one stealing hearts and other people's ring side chairs.



**Bred & Co-owned by:
Marnie Layng - Mardeck
Co-owned & Handled by:
Larry Wolfe, &
Melanie Pacanowski - Oasis
mardeckschipperkes.com**

Celebrating

Cozmo

AM CAN GCHB NZ CH Mardeck's The Sorcerer's Son, ROM

Cozmo, was the first neutered champion in New Zealand in this now popular and competitive class. In December 2022 he won a BIS (neutered) on the same day his son Magic, CH Exmoor Magic Touch, won the NZ Schipperke Society Specialty.

In March 2023 he was awarded another BIS (neutered) just a month short of turning 13 years young.

Owned by: Bernard & Vivienne Fears - Exmoor

We are very proud of these accomplishments and truly appreciate our owners, co-owners and co-breeders.

Looking forward to all the potential 2023 offers!



Introducing

Oasis I Walk The Line


Cash



Oasis Love Song O'Mardeck

Making their ring debut soon!

Lyric



Bred by:
Larry Wolfe &
Melanie Pacanowski - Oasis
Marnie Layng - Mardeck

mardeckschipperkes.com



TIKO Member Kennel Cards

THISTLEBITT BORDER TERRIERS



Karen Nesbitt
Mallorytown, Ontario

613-453-1510
knesbitt@kos.net

Baileysong Registered 1999
Irish Wolfhounds



Sassway
Registered 2007
Bearded Collies

Terri & Sarah
Johnstown, Ontario
613-803-9526
houndsherders@gmail.com

Mardeck Schipperkes



Marnie Layng
355 Line 8
Frankville, ON
K0E 1H0
613 275-2428
mlayng@bell.net
mardeckschipperkes.com

HEAVENSRIDGE KENNEL
North Augusta, Ontario



Darlene: 613-340-1555
Don: 613-213-8040

**TIKO Members can
have their kennel / business
cards posted here
free of charge.**

**For Commercial
Advertising**

Contact Editor

TIKO SOCIAL PAGE



Bragging Rights:

Submitted by **Penny Murton**

2022 turned out to be a busy show year for me.

Tommy, my blenheim cavalier co-owned with his breeder, Carol Rose, earned his Grand Championship title. He is now officially GCH Karlee Gray Stone Opus One.

And his daughter, Ava, took to the show ring like a duck to water, finishing her Championship. She is now officially CH Falconcrest Flamenco Windancer. She is the first cavalier to finish under my Windancer (Permanent Registered) kennel name.

Tommy is feeling very proud today to announce that he is the sire of another large litter of 5 girls and 1 boy. He sends big congratulations to his lady friend and her breeder/ owner.



Stork Room:

TIKO TALK has been alerted that members have some new litters! We would love to share that news free of charge with all of our readers, which includes the public. Please take advantage of this free to members advertising!





See you in the summer